



Harvey Cement Products, Inc.

Since 1947

16030 Park Avenue, Harvey, IL 60426

Ph: 708.333.1900 F: 708.333.1910


www.harveycement.com

Profile ID

DR

SUGGESTED USE

Sill	
Transition Band	
Coping	X
Cap	X
Field / Band	
Cornice	



CROSS SECTION


1 PROFILE DR

ARCH REF:
SCALE: 1 1/2"=1'-0"

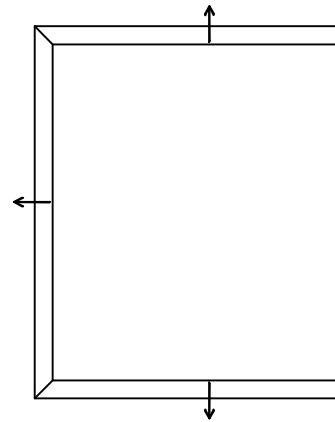
TYPE / SIZE AVAILABILITY

TYPE	LENGTH(S)
Straight	Up to 25 1/2"
End Return	Up to 25 1/2"

TOP VIEWS



STRAIGHT



END RETURN

DRIP EDGE - OPTIONAL